

# FOLK ARTS-CULTURAL TREASURES CHARTER SCHOOL

## 2021-22 SCHOOL PROGRESS REPORT ON EDUCATION AND EQUITY

School Code | 3384 Sector | Charter Network | Charters  
 Principal Name | Elyssa Yuen  
 Address | 1023 Callowhill St  
 Phone | 215-569-2600 Website | factschool.org  
 Report Type | K-8 School Grades in Report | K-8  
 Admissions Category | Citywide  
 Turnaround Model | N/A  
 Receives HS Report | No  
 Oct 1 Enrollment | 463

### Student Enrollment and Demographics



- 0.0% American Indian / Alaskan Native
- 70.8% Asian
- 8.9% Black / African American
- 5.8% Hispanic / Latino
- 7.1% Multi Racial / Other
- 0.0% Native Hawaiian / Pacific Islander
- 7.3% White

**468**  
Total Number of Students Served for 10+ Days Over the Year

**17.5%**  
% Students with IEPs

**30.2%**  
% English Learners

**60.5%**  
% Economically Disadvantaged

### Student Attendance

**78.4%**  
% Students Attending at Least 95% of Instructional Days

**91.9%**  
% Students Attending at Least 90% of Instructional Days

Score Level	Performance	Improvement	Level
<b>Level 1</b>			
<b>Performance</b> <i>At or Above Target in</i> <b>100.0 %</b> 9 out of 9 Eligible Metrics			
<b>Improvement</b> Insufficient Data for Score			
<b>Goal Performance (All Students)</b>			
<b>GOAL 1   PSSA ELA % of Students Proficient or Advanced (Grades 3-8)</b> <b>Score: 65.8 %</b> 23.3 pts above 2021-2022 target MEETING 2026 GOAL no data prior year			
<b>GOAL 2   PSSA ELA % of Students Proficient or Advanced (Grade 3)</b> <b>Score: 64.8 %</b> 25.5 pts above 2021-2022 target MEETING 2026 GOAL no data prior year			
<b>GOAL 3   PSSA Math % of Students Proficient or Advanced (Grades 3-8)</b> <b>Score: 47.8 %</b> 19.1 pts above 2021-2022 target MEETING no data prior year			
● Meeting Target ● Not Meeting Target			
	<b>American Indian / Alaskan Native</b> Insufficient Data for Score	Insufficient Data for Score	
	<b>Asian</b> Insufficient Data for Score	Insufficient Data for Score	
	<b>Black / African American</b> Insufficient Data for Score	Insufficient Data for Score	
	<b>Hispanic / Latino</b> Insufficient Data for Score	Insufficient Data for Score	
	<b>Multi Racial / Other</b> Insufficient Data for Score	Insufficient Data for Score	
	<b>Native Hawaiian / Pacific Islander</b> Insufficient Data for Score	Insufficient Data for Score	
	<b>White</b> Insufficient Data for Score	Insufficient Data for Score	
	<b>English Learners</b> Insufficient Data for Score	Insufficient Data for Score	
	<b>Students with IEPs</b> Insufficient Data for Score	Insufficient Data for Score	
	<b>Economically Disadvantaged</b> Insufficient Data for Score	Insufficient Data for Score	

# Reading/ELA: Every Student Reads On or Above Grade Level

## Goal 1 - Reading Grades 3-8

School Code | 3384 School Name | Folk Arts-Cultural Treasures Charter School

**Goal 1:** The percentage of students in grades 3-8 who are proficient on the state ELA assessment will grow from 35.7% in August 2019 to 65.0% by August 2026

### PSSA ELA: % of Students Proficient or Advanced, Grades 3-8

All Students, 295 students

**Score: 65.8 %**



**2021-2022 Target: 42.5 %**

23.3 pts above target

**2025-2026 Goal: 65.0 %**

.8 pts above target



- Meeting Target
- Not Meeting Target

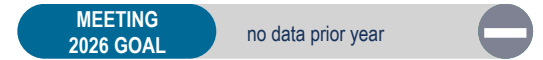
American Indian / Alaskan Native

Insufficient Sample

Asian, 213 students

**Score: 70.0 %**

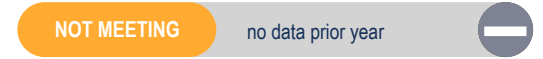
27.5 pts above target



Black / African American, 27 students

**Score: 25.9 %**

-16.6 pts from target



Hispanic / Latino

Insufficient Sample

Multi Racial / Other

Insufficient Sample

Native Hawaiian / Pacific Islander

Insufficient Sample

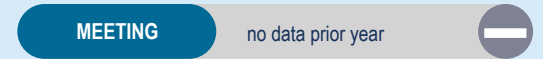
White

Insufficient Sample

English Learners, 85 students

**Score: 47.1 %**

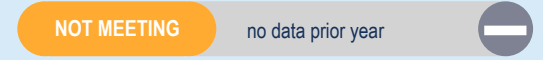
4.6 pts above target



Students with IEPs, 47 students

**Score: 27.7 %**

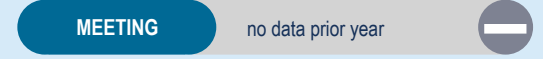
-14.8 pts from target



Economically Disadvantaged, 175 students

**Score: 61.7 %**

19.2 pts above target



# Reading/ELA: Every Student Reads On or Above Grade Level

## Goal 2 - Reading Grade 3

School Code | 3384 School Name | Folk Arts-Cultural Treasures Charter School

**Goal 2:** The percentage of 3rd grade students who are proficient on the state ELA assessment will grow from 32.5% in August 2019 to 62.0% by August 2026

### PSSA ELA: % of Students Proficient or Advanced, Grade 3

All Students, 54 students

**Score: 64.8 %**



**2021-2022 Target: 39.3 %**

25.5 pts above target

**2025-2026 Goal: 62.0 %**

2.8 pts from target



- Meeting Target
- Not Meeting Target

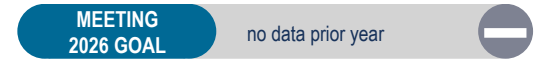
American Indian / Alaskan Native

Insufficient Sample

Asian, 43 students

**Score: 62.8 %**

23.5 pts above target



Black / African American

Insufficient Sample

Hispanic / Latino

Insufficient Sample

Multi Racial / Other

Insufficient Sample

Native Hawaiian / Pacific Islander

Insufficient Sample

White

Insufficient Sample

English Learners

Insufficient Sample

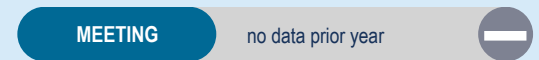
Students with IEPs

Insufficient Sample

Economically Disadvantaged, 36 students

**Score: 61.1 %**

21.8 pts above target



# Math & Science: Every Student Performs On or Above Grade Level

## Goal 3 - Math Grades 3-8

School Code | 3384 School Name | Folk Arts-Cultural Treasures Charter School

**Goal 3:** The percentage of students in grades 3-8 who are proficient on the state Math assessment will grow from 21.6% in August 2019 to 52.0% by August 2026

### PSSA Math: % Students Proficient or Advanced, Grades 3-8

All Students, 295 students

**Score: 47.8 %**



2021-2022 Target: 28.7 %

19.1 pts above target

2025-2026 Goal: 52.0 %

-4.2 pts from target

MEETING

no data prior year

### PSSA Science

% of Students Proficient or Advanced in Science (Grades 4 and 8)

**68.0 %**

66 out of 97 students

American Indian / Alaskan Native

Insufficient Sample

Asian, 212 students

**Score: 54.7 %**

26.0 pts above target

MEETING  
2026 GOAL

no data prior year



Black / African American, 26 students

**Score: 7.7 %**

-21.0 pts from target

NOT MEETING

no data prior year



Hispanic / Latino

Insufficient Sample

Multi Racial / Other

Insufficient Sample

Native Hawaiian / Pacific Islander

Insufficient Sample

White, 20 students

**Score: 70.0 %**

41.3 pts above target

MEETING  
2026 GOAL

no data prior year



English Learners, 86 students

**Score: 34.9 %**

6.2 pts above target

MEETING

no data prior year



Students with IEPs, 46 students

**Score: 15.2 %**

-13.5 pts from target

NOT MEETING

no data prior year



Economically Disadvantaged, 173 students

**Score: 45.7 %**

17.0 pts above target

MEETING

no data prior year



# Climate, Culture & Opportunity

## Guardrail 1 - Welcoming and Supportive Schools

School Code | 3384 School Name | Folk Arts-Cultural Treasures Charter School

**Guardrail 1:** Every school will be a safe, welcoming and healthy place where our students, staff and community want to be and learn each day. This means that our schools will be: 1) environmentally safe and clean; and 2) spaces with inclusive climates that provide students with access to robust social, emotional, and mental health supports.

### School Climate Score

Score: 8.1



2021-2022 Target: 7.0  
1.1 pts above target

2025-2026 Goal: 7.0  
1.1 pts above target



### School Climate Survey

8.1/10  
Student Rating

9.3/10  
Parent Rating

7.7/10  
Teacher Rating

### School Instruction Score

Score: 8.0



2021-2022 Target: 8.0  
at target

2025-2026 Goal: 8.0  
at target



### School Instruction Survey

8.4/10  
Student Rating

8.0/10  
Parent Rating

7.6/10  
Teacher Rating

- Meeting Target
- Not Meeting Target

 **Not Applicable**



School Has at Least 2 Behavioral/Mental Health Support FTEs per 500 Students

# Climate, Culture & Opportunity

## Guardrail 1 - Welcoming and Supportive Schools

School Code | 3384 School Name | Folk Arts-Cultural Treasures Charter School

**Guardrail 1:** Every school will be a safe, welcoming and healthy place where our students, staff and community want to be and learn each day. This means that our schools will be: 1) environmentally safe and clean; and 2) spaces with inclusive climates that provide students with access to robust social, emotional, and mental health supports.

% of Students Attending at Least 95% of Instructional Days	% of Students Attending					
<p><b>All Students: 468 Students</b></p> <p style="text-align: center;"><b>Score: 78.4 %</b></p>  <p>2021-2022 Target: 52.9 % <span style="margin-left: 100px;">2025-2026 Goal: 60.0 %</span>  <small>25.5 pts above target <span style="margin-left: 100px;">18.4 pts above target</span></small></p> <p>MEETING 2026 GOAL <span style="margin-left: 100px;">no data prior year</span></p>	<p><b>Greater Than 95% of Instructional Days</b> <span style="float: right;"><b>78.4 %</b></span></p>	<p><b>90-95% of Instructional Days</b> <span style="float: right;"><b>13.5 %</b></span></p>				
<p><b>All Students: 468 Students</b></p> <p style="text-align: center;"><b>Score: 91.9 %</b></p>  <p>2021-2022 Target: 82.3 % <span style="margin-left: 100px;">2025-2026 Goal: 94.0 %</span>  <small>9.6 pts above target <span style="margin-left: 100px;">-2.1 pts from target</span></small></p> <p>MEETING <span style="margin-left: 100px;">no data prior year</span></p>	<p style="text-align: center;"><b>Additional Metrics</b></p> <table border="0" style="width: 100%;"> <tr> <td style="width: 50%; text-align: center;"> <p><b>Not Applicable</b></p> <p><i>% of Teachers Attending at Least 95% of Work Days (Cumulative)</i></p> </td> <td style="width: 50%; text-align: center;"> <p><b>Not Applicable</b></p> <p><i>Teacher Annual Retention</i></p> </td> </tr> <tr> <td style="width: 50%; text-align: center;"> <p><b>Not Applicable</b></p> <p><i>% of Teachers Receiving a Proficient MMS Rating</i></p> </td> <td style="width: 50%; text-align: center;"> <p><b>Not Applicable</b></p> <p><i>% of Teachers Receiving a Distinguished MMS Rating</i></p> </td> </tr> </table>		<p><b>Not Applicable</b></p> <p><i>% of Teachers Attending at Least 95% of Work Days (Cumulative)</i></p>	<p><b>Not Applicable</b></p> <p><i>Teacher Annual Retention</i></p>	<p><b>Not Applicable</b></p> <p><i>% of Teachers Receiving a Proficient MMS Rating</i></p>	<p><b>Not Applicable</b></p> <p><i>% of Teachers Receiving a Distinguished MMS Rating</i></p>
<p><b>Not Applicable</b></p> <p><i>% of Teachers Attending at Least 95% of Work Days (Cumulative)</i></p>	<p><b>Not Applicable</b></p> <p><i>Teacher Annual Retention</i></p>					
<p><b>Not Applicable</b></p> <p><i>% of Teachers Receiving a Proficient MMS Rating</i></p>	<p><b>Not Applicable</b></p> <p><i>% of Teachers Receiving a Distinguished MMS Rating</i></p>					

- Meeting Target
- Not Meeting Target

# Climate, Culture & Opportunity

## Guardrail 2 - Enriching and Well-rounded School Experiences

## Guardrail 3 - Partnering with Parents / Family Members

School Code | 3384 School Name | Folk Arts-Cultural Treasures Charter School

**Guardrail 2:** Every student will have a well-rounded education with co-curricular opportunities, including arts and athletics, integrated into the school experience.

**Guardrail 3:** Every parent and guardian will be welcomed and encouraged to be partners in their child's school community.

### % of Students Participating in Visual / Performing Arts

% of Students  
Participating in Visual /  
Performing Arts

100.0 %

451 out of 451 students

### School Relationship Score

Score: 8.2



2021-2022 Target: 8.0

0.2 pts above target

MEETING  
2026 GOAL

no data prior year

### Additional Metrics

Not Applicable



School Has a SAC/Parent Advisory Group

Not Applicable



School Has a SAC/Parent Advisory Group That Meets Regularly

Not Applicable



Number of SAC/Parent Advisory Group Meetings

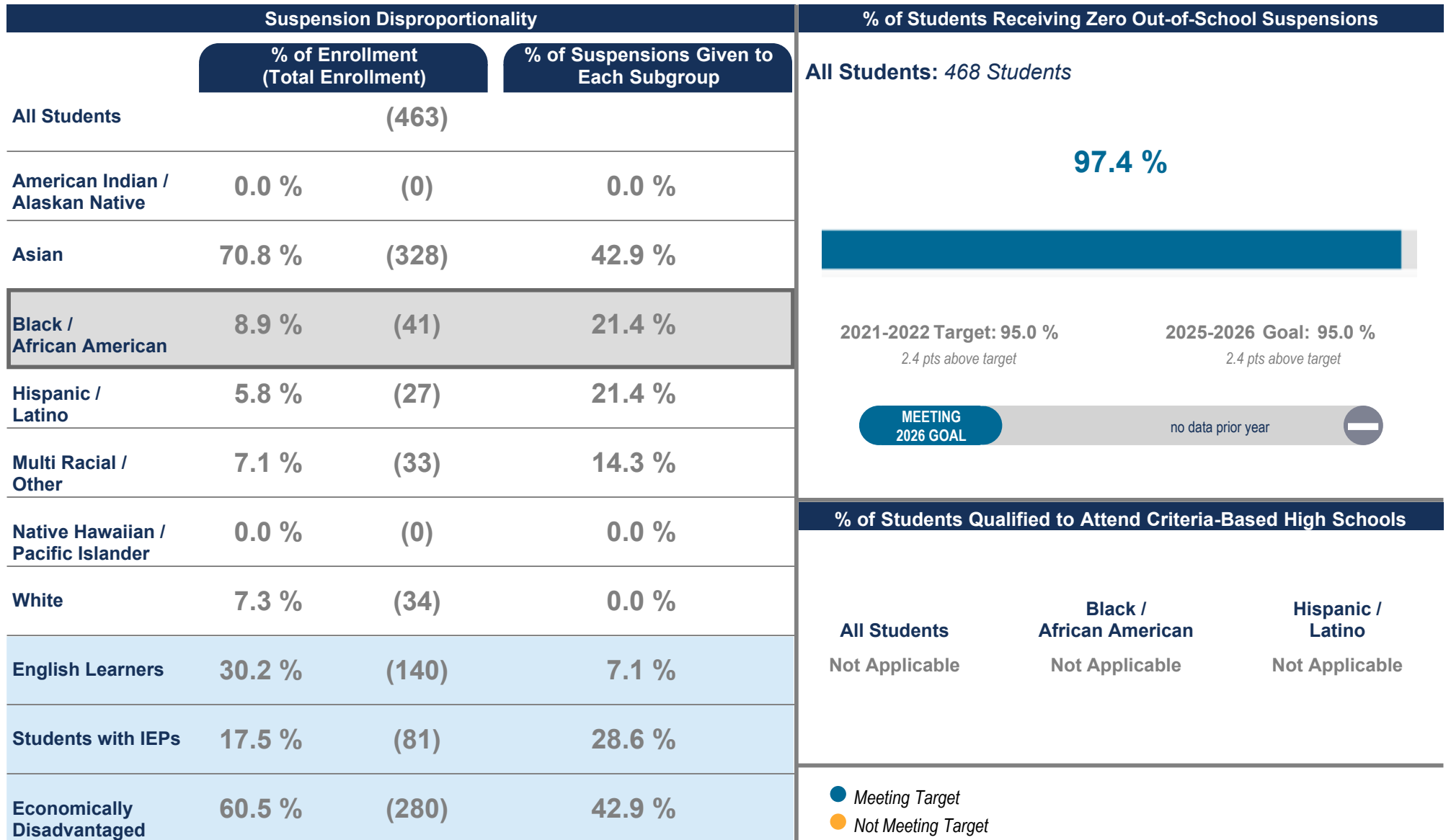
- Meeting Target
- Not Meeting Target

# Climate, Culture & Opportunity

## Guardrail 4 - Addressing Racist Practices

School Code | 3384 School Name | Folk Arts-Cultural Treasures Charter School

**Guardrail 4:** Our students' potential will not be limited by practices that perpetuate systemic racism and hinder student achievement.



● Meeting Target  
● Not Meeting Target